

# MOVE-SAFE SOLUTIONS IN HEALTHCARE






**Fallshaw**  
GROUP




SOLUTIONS TO SAFELY  
PUSH, PULL & LIFT

# TABLE OF CONTENTS


## INTRODUCTION – WHY CHOOSE FALLSHAW GROUP?

	Ergonomic design to improve safety	3
	Avoid collisions, maximise forward vision	4
	Stay in front of the load	5


## SUPPORT SERVICES

	Patient movers	6
	Retrofittable powered bed mover kit	7
	Retrofittable powered trolley kit	8


## FOOD SERVICES

	Powered meal delivery systems	9
---	-------------------------------	---



## LINEN HANDLING

	Powered linen movers	10
---	----------------------	----







## HITCHING

	Hitching options for bed and linen movers	11
---	---	----


## ENVIRONMENTAL SERVICES

	Wheelie bin lifters	12
	Wheelie bin movers	13



## ENGINEERING & MAINTENANCE

	Castors for hospital beds and equipment	14
	Replacement castors for hospital beds	15
	Stainless steel castors for trolleys	16
	Corrosion-free powder-coat castors	17
	Castors for wheelchairs	18
	Conductive wheels for medical equipment	19

## CUSTOM

	Custom-made castors	20
---	---------------------	----

## SERVICE

	Service, maintenance and fitting	21
	Preventative maintenance plans and fees	22

## Motorised movement to remove push/pull injuries



Motorised bed movers and tugs take the strain out of moving heavy loads and save valuable time.

Beds up to 600 kg can be moved effortlessly by one person; carts can often be linked together so that one person can move multiple carts at a time.



Move from awkward shoulder and wrist positions that cause strain, to a natural and relaxed walking posture.



Control interface designed for human scale and tactile feedback, to ensure smooth predictable, non-jerky positional control.

If you were steering a bicycle, would you want handle bars or a joystick?


## Easy-to-use, intuitive controls that require minimal training



# AVOID COLLISIONS, MAXIMISE FORWARD VISION



# STAY IN FRONT OF THE LOAD with Electrodrive powered tugs



## Towing heavy loads

It is widely accepted that the best way to move a heavy load is by putting it in on wheels. What isn't commonly known is that the safest way of moving a heavy wheeled load, is by towing it with a battery powered tug.

While there are a wide variety of powered tugs on the market to choose from, only Electrodrive tugs are ergonomically designed to keep the operator in front of the load.

## Maximise forward visibility

Being in front of the load provides maximum forward vision, reducing the risk of collisions with other people, equipment and structures. An Electrodrive tug features a unique tiller design that helps the operator maintain correct walking posture and reduces the risk of strains to shoulders, arms and wrists from repetitive use.

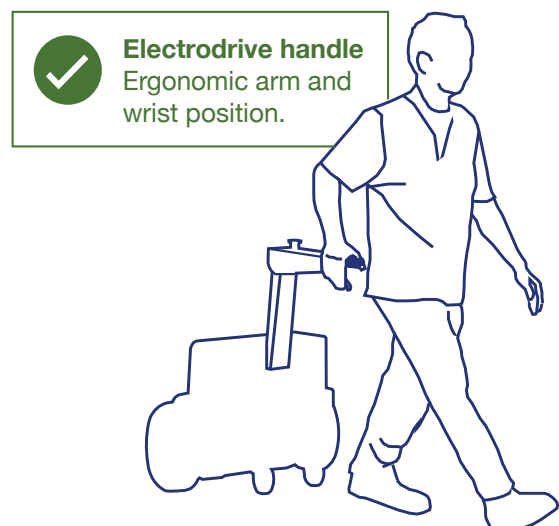
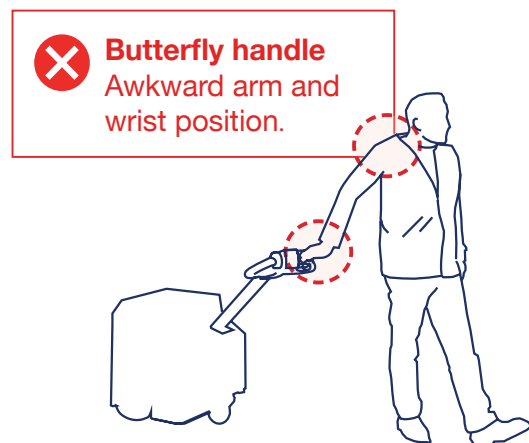
## Not all electric tugs are created equal

While it is possible to stay in front of the load with other powered tugs, their butterfly shaped controllers are primarily designed for the operator to grip the handle with both hands and push the load.

If used for towing, the butterfly handle design puts the operator's shoulders, arm and wrist at a very awkward angle. Travelling over any distance in this position is not ergonomic for the operator and could increase the risk of shoulder, arm or wrist strains.

## An ergonomic natural walking position

By contrast, the tiller handle drive system on Electrodrive tugs seamlessly interact with how the human body moves while walking, keeping the operator in a comfortable position.





## PATIENT MOVERS

Moving patient beds through busy hospital corridors, through lifts, between wards/departments or to-and-from theatre can increase the risk of manual handling injuries. Simplify the task by enabling one person to effortlessly move heavy hospital beds with a Gzunda bed mover.

### Gzunda GZ10SL

Intelligently designed for moving patients safely, the Gzunda GZ10SL is simple to use and is powerful enough for a single user to move hospital beds weighing up to 500 kg.

Compatible with most standard beds, the GZ10SL fits neatly under your bed, requiring only 90 mm of clearance.

#### FEATURES

- Move up to 500 kg safely.
- Middle tine for easy manoeuvrability in tight spaces.
- Variety of hitches available.
- Quiet to operate.
- Made in Australia.



### Gzunda GZS (split tine)

With a capacity of 600 kg, the silent motorised unit is able to move a hospital bed up or down ramps, over carpet, into lifts, and around tight corners with minimal effort by the operator. The GZS has easy-to-use controls, including key start, twist grip variable speed control, horn, and emergency stop button.

#### FEATURES

- Move up to 600 kg safely.
- Split tine design with no under-bed clearance required.
- Push-button hitching—silent, fast and efficient.
- Variety of hitches available.
- Made in Australia.



Take a closer look.  
Scan the QR code.





## RETROFITTABLE POWERED BED MOVER KIT

Convert manually-pushed hospital beds into powered ones using the Powered Fifth Wheel (P5W). The P5W is a retrofittable solution for converting your manually-pushed hospital beds into powered ones.

Controlled with an ergonomically designed grip for a natural walking posture, the Powered Fifth Wheel works with your bed's other four wheels to help you move patients safely and efficiently.

The retractable fifth wheel provides maximum manoeuvrability and can be lifted or lowered at the simple press of a button on the hand control unit.

### Powered Fifth Wheel kit (Retractable wheel)

- A powerful motorised retractable drive-wheel.
- A 'Gzunda' style two-hand control unit.
- A slide-out battery carriage.
- A smart charger.



*Pictured (left to right): Gzunda-style two-hand control unit, slide-out battery carriage and retractable drive wheel.*

### FEATURES

- Move up to 400 kg safely.
- Ergonomic control grips on the hand control unit.
- Three-speed control with forward and reverse.
- Emergency stop button, back-off bar and horn.
- A retractable drive wheel which can be lifted or lowered at the simple press of a button—ensuring maximum manoeuvrability.
- Requires a minimum 200 mm ground clearance.
- Made in Australia.



*Example of the Powered Fifth Wheel kit fitted to a hospital bed.*

**Take a closer look.**  
Scan the QR code.





## RETROFITTABLE POWERED TROLLEY KIT

Convert manually-pushed trolleys into powered ones using the Powered Fifth Wheel (P5W).

Controlled with an ergonomically designed grip for a natural walking posture, the Powered Fifth Wheel works with your trolley's other four wheels to help you move heavy loads safely and efficiently.

The handle clamps on the tiller arm can be fully customised, ensuring compatibility with a wide variety of vertical or horizontal trolley handles, including those found on meal delivery systems, hotel luggage trolleys stock trolleys and linen trolleys.

### Powered Fifth Wheel kit (Non-retractable wheel)

- A powerful motorised non-retractable drive-wheel.
- A hand control unit (vertical or horizontal—depending on your requirements).
- A slide-out battery carriage.
- A smart charger.



*Pictured (left to right): Vertical hand controller, horizontal hand controller, slide-out battery carriage and non-retractable drive wheel.*

### FEATURES

- Move up to 400 kg safely.
- Ergonomic control grip on the hand control unit.
- Intuitive controls.
- Three-speed control with forward and reverse.
- Safety features including an emergency stop button and a horn.
- Two 33Ah batteries assembled within the slide-out carriage and a smart charger for optimum operation and battery life.
- Requires a minimum 200 mm ground clearance.
- Made in Australia.

Take a closer look.  
Scan the QR code.





## POWERED MEAL DELIVERY SYSTEMS


Meal delivery in hospitals and aged care facilities is a demanding task. Pushing and manoeuvring refrigerated and heated tray delivery units presents risks of manual handling injuries. Tow heavy loads effortlessly using a Transpak or Tug Compact, remaining in front of the load, increasing visibility and reducing the risk of collisions.

### Tug Compact

The Tug Compact is a nimble powered tug that allows a user to tow up to 500 kg safely. It is ideal for towing food trolleys through tight spaces with ease. With the forward facing tow action of a tug, the user is protected against collisions and costly back and shoulder injuries.

#### FEATURES

- Tow up to 500 kg safely.
- Non-marking tyres.
- Customised hitch to suit all pod and mobile meal delivery systems.
- Compact and easy to manoeuvre in tight corridors.
- Made in Australia.



### Transpak

Designed to carry meal delivery systems, this powerful machine will help your staff manoeuvre tight hallways and corners with ease, reducing the risk of collisions with patients, medical equipment, or staff.

Compatible with Burlodge, Socamel, and Versigen, it can also be customised to integrate seamlessly with any meal delivery system.

#### FEATURES

- Tow up to 500 kg safely.
- Frame size can be built to suit your requirements.
- Economical solution to motorise an existing trolley.
- Non-marking tyres.
- Made in Australia.



Take a closer look.  
Scan the QR code.



## POWERED LINEN MOVERS

Using a Gzunda Linen Mover or Electrodrive Tug can eliminate manual handling risks by ensuring staff are towing—not pushing—heavy linen trolleys, giving an unobscured view of what’s ahead. And because they are motorised, linen movers can tow multiple trolleys at once, while also improving your productivity.

### Gzunda linen mover

The Gzunda Linen Mover is a compact unit with a drive assembly that fits neatly under a linen trolley, incorporating a tiller style steering with versatile hitch options for attachment.

Features a programmable controller, forward and reverse drive modes, variable speed control, automatic electromagnetic park brakes and emergency brake release.

#### FEATURES

- Tow up to 500 kg safely.
- Compact and easy to manoeuvre in tight corridors.
- Middle tine design—ideal for towing linen trolleys fitted with four swivel castors.
- Supplied with clamp hitch.
- Made in Australia.



### Tug Compact + linen hitch

The Tug Compact is a nimble powered tug that allows a user to tow up to 500 kg safely. It is the ideal tug for towing linen trolleys in and around tight spaces with ease. Safety features include intuitive control with standard automatic safety brake, forward and reverse drive.

#### FEATURES

- Tow up to 500 kg safely.
- Compact and easy to manoeuvre in tight corridors.
- Supplied with clamp hitch.
- Ideal for towing linen trolleys fitted with two swivel and two fixed castors.
- Quiet to operate.
- Made in Australia.








Take a closer look.  
Scan the QR code.



# HITCHING OPTIONS FOR BED & LINEN MOVERS

## Common hitch bars

Suitable for Gzunda bed movers and Gzunda linen movers.

Hitch	Suitability	Applications	Size	Order code
 <p><b>Flex hitch kit with hitch bar</b></p>	Gzunda patient movers.	Hospital beds, stretchers, treatment chairs and low-lying trolleys/gurneys.	780 mm length	EDHTFLEX001
 <p><b>Ratchet hitch kit with hitch bar</b></p>	Gzunda patient movers.	Hospital beds, stretchers, treatment chairs and low-lying trolleys/gurneys.	780 mm length	EDHTRATCH001
 <p><b>Automatic gripper hitch kit with hitch bar.</b></p>	Gzunda patient movers (suits 20-40 mm bed frames).	Hospital beds, stretchers, treatment chairs and low-lying trolleys/gurneys. It has manual adjustment to suit any bed frame.	780 mm length	EDHTGRIPPER001
 <p><b>Groove hitch kit</b></p>	Gzunda linen mover and Tug Compact linen mover	Moulded plastic laundry trolleys with a width of 700-720 mm. It has manual height adjustment to suit any handle height/handle slots.	650 mm (overall length of bar). Hitch range: 295-650 mm (horizontal) and 95 mm (vertical).	EDHTGROOVE001*
 <p><b>Clamp hitch kit (general duty).</b></p>	Tug Compact linen mover.	Metal framed trolleys, caged linen trolleys, surgical instrument Rapini trolleys and tall stock trolleys.	520-720 mm length	EDHTCLAMP001

\* EDHTGROOVE001: The whole hitch bar can be manually raised up and down to suit different handle slots. The 95 mm vertical hitch range relates to the range of movement inside the hitch point to allow it to securely hold on to the trolley.

## Retrofittable hitch kits

Suitable for common hitch bars (to enable multiple hitch styles on your bed mover or linen mover).



Hitch unit kit	Flex	Ratchet	Automatic gripper
<b>Order code</b>	EDHTFLEX001-001	EDHTRATCH001-001	EDHTGRIPP001-001



Hitch unit kit	60 mm hitch extension suits GZ10SL and GZS.	120 mm hitch extension suits GZ10SL and GZS.
<b>Order code</b>	EDHTHITCHEXT60	EDHTHITCHEXT120

Take a closer look. Scan the QR code.





## WHEELIE BIN LIFTERS

Emptying wheelie bins into skip bins is a routine practice for most businesses. A Liftmaster bin lifter will make life easier and safer for you and your staff, enabling a single operator to empty heavy loads, while reducing the risk of injury from manual-handling strains.

### Simplicity Plus bin lifter

The Simplicity Plus is an easy-to-use lift-and-tilt bin lifter. Completely Australian Standards compliant, this is the ideal unit for heavy loads of up to 150 kg and frequent lifts.

#### FEATURES

- Lift up to 150 kg safely.
- Configured to suit 1500 or 1800 mm skip bins.
- Compatible with 80, 120, 140 and 240 litre wheelie bins.
- Battery operated push-button hydraulic system.
- Can lift up to 100 times per day on one charge.
- Safety cage to eliminate hand and foot crush-points for operators and bystanders.
- Made in Australia.
- Three year warranty.



### Universal bin lifter

The Universal is an easy-to-use lift-and-tilt bin lifter. Completely Australian Standards compliant, this is the ideal unit for heavy loads of up to 250 kg and frequent lifts.

#### FEATURES

- Lift up to 250 kg safely.
- Configured to suit 1500 or 1800 mm skip bins.
- Compatible with 80, 120, 140 and 240 litre wheelie bins.
- Battery operated push-button hydraulic system.
- Can lift over 100 times per day on one charge.
- Safety cage and door to eliminate hand and foot crush-points for operators and bystanders.
- Made in Australia.
- Three year warranty.



Take a closer look.  
Scan the QR code.





## WHEELIE BIN MOVERS

Moving bins to a central location for collection presents risk of shoulder and back injuries to your staff. A powered bin trolley or a bin trailer (with an Electrodrive tug) allows one person to quickly and effortlessly move multiple waste bins to a centralised area.

### Modular bin trailer

The Modular Bin Trailer can be attached to an Electrodrive Tug (capacity depending on application). An ideal solution for facilities with multiple wheelie bins that need to be regularly moved for emptying.

#### FEATURES

- Available in three or six bin models.
- Load capacity of up to 240 kg per bin bay.
- Compatible with 80, 120, 140, 240 and 360 litre wheelie bins.
- Gas strut actuated bin ramp.
- Fits within one standard car parking space.
- Comes with a drawbar to suit pin hitch as standard. (Also available with tow ball or hitch couplings.)
- Made in Australia.



*Pictured carrying three wheelie bins.*

### Powered bin trolley

The Powered Bin Trolley can move up to three 240 litre wheelie bins—weighing up to 400 kg—over a flat surface.

The smart design allows for an easy turning circle and smooth manoeuvrability, while the operator safely stays in front of the load, maximising forward vision.

#### FEATURES

- Move up to three 240 litre wheelie bins—weighing up to 400 kg—over a flat surface.
- Powered drive-wheel can also handle ramps with up to 5° inclines.
- Smart design with easy turning action.
- Tiller control keeps you in front of the load.
- Made in Australia.



Take a closer look.  
Scan the QR code.





## CASTORS FOR HOSPITAL BEDS & EQUIPMENT

Designed for patient transport, including hospital beds and treatment chairs, Trinity castors are renowned in the healthcare industry for their innovative three-in-one brake function and fixed brake pedal position.

### Trinity castors

#### FEATURES ACROSS THE RANGE

- Innovative patented design.
- Suits a wide range of medical equipment and applications.
- Advanced braking system.
- Fixed position soft-touch actuation pedal.
- Available in 100, 125 and 150 mm wheel diameters.
- Made in Australia.
- Three year warranty.

#### Three-in-one castors

The advanced braking system provides three brake functions—total brake, directional lock and free swivel—controlled by soft touch actuation pedals.

### Electronic Braking Castor (EBC)

Built on the Trinity three-in-one castor innovation, Trinity Electronic Braking Castors (EBC) feature automatic brakes, intuitive steering, and the control of brakes and steering from any castor foot pedal, handset or nurse panel.

They are the only castor in the world that can be controlled electronically by button, manually by pedals or automatically by motion sensing technology.

Trinity EBC features an integrated safety function that automatically engages the brakes after a programmed period of inactivity (typically 60 seconds). To release the brakes, simply lift any of the four castor pedals, or press the button on the handset or nurse control panel.

Compatible with Dewert, TiMotion and Linak control systems.



Take a closer look.  
Scan the QR code.





## REPLACEMENT CASTORS FOR HOSPITAL BEDS

Castors and fittings for traditional hospital beds with mechanical central locking systems. Suitable for use on hospital beds where one pedal needs to activate multiple brakes.

### Central locking castors

#### Traditional mechanical system

Operated via a foot pedal, which typically moves down for total brake, horizontal for swivel, and up for directional lock (steer).

The foot pedal is connected via transmission levers and a hexagonal rod running through the bed undercarriage, which, in turn rotates cams inside the castors to control the brake state in all four castors centrally.






Steering needs to be factory fitted to either steer from the head end or the foot end of the bed.

#### FEATURES ACROSS THE RANGE

- Precision wheel bearings.
- Excellent design and performance.
- Made in Australia.
- Three year warranty.



#### Accessories

	Square adaptor to suit 28 mm ID tube
	Left hand side control pedal
	Right hand side control pedal
	Glass-filled nylon* transmission lever for long ISO pintle
	Glass-filled nylon* transmission lever to suit the short pintle

\* Very strong, hard polymer designed for high abrasion resistance and ductility to prevent brittle-fracture.  
Note: Tougher than sintered metal transmission levers.

Take a closer look.  
Scan the QR code.





## STAINLESS STEEL CASTORS FOR TROLLEYS

Our specialised castors are engineered to perform in environments where ordinary castors fail. Designed for corrosive and high-hygiene settings, our stainless steel range delivers reliable performance under frequent washdowns and demanding sanitation protocols.

### Stainless steel castors

Manufactured for maximum durability, our stainless steel castor range is the premium solution for corrosive and washdown environments. Fully corrosion resistant, these reliable castors are available in a range of configurations and load ratings.

They are suitable for use in medical and health industries (including laboratory and veterinarian use), as well as hospitality and the food industry.

#### FEATURES

- 100% corrosion free with a wide range of styles and load capacities available.
- Manufactured from high-quality grade 304 stainless steel (with some components from high-quality 301 and 303 grades).
- Resistant to various chemicals and corrosive conditions, making them suited to regular washdowns and cleaning.
- Ranging from 85-500 kg load capacity per castor.
- Available in a wide range of wheel materials.
- Three year warranty.
- Made in Australia.

### M Series stainless steel castors

- Ranging from 85-200 kg load rating per castor.
- Available with 75, 100, 125 mm diameter wheels.
- M Series thermoplastic elastomer (TPE), white nylon, grey rubber, or polyurethane (PU) on polypropylene (PP) wheels with stainless steel (SS) bearings or stainless steel bushes.



### O Series stainless steel castors

- Ranging from 230-500 kg load rating per castor.
- Available with 100, 125, 150, 200 mm diameter wheels.
- Blue high resilience (hi-res) rubber, grey rubber, polyurethane (PU) or white nylon wheels.



Take a closer look.  
Scan the QR code.





## CORROSION-FREE POWDER-COAT CASTORS

Specially designed for corrosive environments, particularly shower chair applications.

These castors are zinc plated and then powder-coated for better corrosion resistance from substances such as alkaline soaps and other cleaning agents.

### Powder-coat castors

Suitable for shower chairs and similar applications, these castors have stainless steel bottom races and twin ball races with stainless steel balls, covered by a diaphragm shroud to stop water entering from above.

#### FEATURES

- Powder-coated zinc plated bolt hole forks with or without total brake or direction lock in Interpon Anodic Natural Matte colour.
- Wheels are available with plain PBT (corrosion free) bush or stainless steel precision bearing with thread guards to prevent the build-up of hair and lint.
- Optional buffers available.
- Can be fitted with M12 pintle bolts with expanding adaptors or solid pintles.
- Warranty:
  - One year warranty in shower chair applications.
  - Three year warranty in general use (subject to conditions of use).
- Made in Australia.

### M Series powder-coat castors

- Ranging from 85-200 kg load capacity per castor.
- Available with 125, 150 and 175 mm diameter wheels.
- M Series thermoplastic elastomer (TPE), white nylon, grey rubber, or polyurethane (PU) on polypropylene (PP) wheels with stainless steel (SS) bearings or stainless steel bushes.



Take a closer look.  
Scan the QR code.





*For illustrative purposes only.*

## CASTORS FOR WHEELCHAIRS

Wheelchair castors are essential for mobility, manoeuvrability, and user safety. Located at the front of the chair, they provide precise directional control, smooth turning, and easy navigation across both indoor and outdoor surfaces. Our lightweight castors are precision-engineered from high-impact nylon with a spoked design, reducing weight without compromising strength or performance.

### Lightweight wheelchair castors

Moulded from high-impact nylon, spoked for less weight, fitted with sealed precision bearings and paired with lightweight foamed urethane tyres, our wheelchair castors are designed to be easy to use and maintenance free over its lifetime.

#### FEATURES

- High impact nylon moulded centre with foamed urethane tyre and precision bearing.
- Spoked design for lighter castor weight, only 1.07 kg for 175 mm castor and 1.27 kg for the 200 mm castor.
- Load rating of 45 kg per castor.
- Maintenance-free sealed precision head race bearing.
- Three year warranty.
- Made in Australia.



Take a closer look.  
Scan the QR code.





## CONDUCTIVE WHEELS FOR MEDICAL EQUIPMENT

Conductive and antistatic wheels are crucial in hospital environments to provide a controlled electrostatic pathway to ground—protecting sensitive medical equipment, reducing ignition risk in clinical areas, enhancing patient and staff safety, and supporting compliance with medical electrical and ESD standards.

### Conductive/antistatic wheels

Designed for use in Electrostatic Discharge (ESD) environments as part of an effective ESD Control Program, our conductive non-marking wheels can be assembled into our M series castors.

With a conductivity of  $<10^6$ , our conductive wheels exceed the requirements of ANSI/ESD S20.20–1999 for mobile equipment in protected areas, which specify  $10^9$  as the maximum level of resistance.

Conductive wheels must be properly installed to ensure a conductive path from the trolley leg, through the stem, and the castor and the axle and the bearing, and through the centre and tyre. Solid metal pintles will provide such a conductive path.

If plastic expanding stems are selected, they will need to be installed with a copper wire attached to the stem and wrapped between the adaptor and tube inner to ensure a conductive path.

### FEATURES

- Conductive non-marking wheels exceeds the conductivity level requirements of ANSI/ESD S20.20–1999.
- Conductive TPE (thermoplastic elastomer).
- Three year warranty.
- Made in Australia.



Take a closer look.  
Scan the QR code.





## CUSTOM-MADE CASTORS

If you are looking for custom-made castors to suit a specific application, our expert team can help. Here are just a few of the many custom castors we have manufactured here in Australia.

### You design it, we make it

#### Castors for a recliner chair

A leading US healthcare equipment supplier wanted a castor for a recliner chair that could be activated using purpose-built engagement into a customised pedal (utilising the fixed pedal technology of the Trinity castor).



We added engagement holes into the pedal which they designed, and moulded their customised colours, materials and finishes, specified for chemical-resistance.

#### Castors for a hospital bed

A leading US hospital bed manufacturer approached us to develop a castor using their corporate colours with a special pintle to suit their specific dimensions. We adapted our O Series castor and developed a special top cap buffer to prevent fluid ingress.



#### Castors for a patient lifter

A leading Australian healthcare equipment company wanted a castor to perfectly match the powder-coat colour of their patient lifters and the blue of their company logo.



They also required an ultra-low castor for the front of the patient lifter.

We matched the colours, and were able to team a wheel with a custom-made low-height fork.

In addition, we recommended the use of Chicago screw axles (so there are no ankle-biting sharp edges around patients' fragile skin).

Take a closer look.  
Scan the QR code.





## SERVICE, MAINTENANCE AND FITTING

Service Equipment specialise in servicing materials handling equipment across a wide range of industrial, commercial & healthcare industries.

### Authorised service agent

Our highly skilled and experienced technicians have the ability to inspect, diagnose and repair almost any fault with electro-mechanical materials handling equipment. Unless replacing like for like on request, we upgrade to replace worn or damaged castors and wheels with Fallshaw brand, covered by our rock solid warranty.

We can service and repair a wide range of equipment types, makes and models, well beyond the Electrodrive and Liftmaster ranges.

### Preventative Maintenance Plans & fees

Electrodrive and Liftmaster equipment is supported with spare parts and service for a minimum period of 10 years from date of purchase. After 10 years, spare parts provisioning and maintenance may not be supported if the costs of sourcing obsolete parts, or the amount of wear and tear is prohibitive.

If equipment is past its practicable life, then we'll offer trade-ins to upgrade equipment as part of our commitment to environmental sustainability and to reward loyal customers.

Each Preventative Maintenance Plan option provides you with two service calls per year. Any extra work is an additional cost. Servicing in rural and regional areas and outside Australia can be quoted upon request.



### Contact

**Phone:** 1300 934 471 (within Australia)  
(Mon-Fri: 7.30 am to 4.00 pm)  
**Email:** [service@fallshaw.com.au](mailto:service@fallshaw.com.au)  
**Web:** [www.servicedequipment.com.au](http://www.servicedequipment.com.au)

\* Preventative Maintenance Plans vary in cost for units less than 5 years of age, versus 5-10 years of age (from the date of the original invoice). Please note that the heavy-duty tugs (4T, 5T and 10T) are excluded from any preventative maintenance in the field that requires specialist lifting equipment to gain access to the underbelly of the unit (unless the customer is able to supply that equipment in a safe working environment and in compliance with our safety procedures).

Customers can either return the unit to any Fallshaw workshop (in VIC/NSW or QLD) to have preventative maintenance activities safely undertaken using specialist lifting equipment; or, have all other preventative maintenance activities performed in the field, and, in the event of any subsequent breakdown (within the contracted PMP term) associated with components in the underbelly, return the unit to a Fallshaw location (at Fallshaw's cost) to have the unit made good. Units must be returned for motor servicing and chain adjustments.

<sup>1</sup> Subject to change on price list revisions.



## PREVENTATIVE MAINTENANCE PLANS & FEES

Plan options	Zone	Order code	Price (ex. GST)
<b>SILVER</b> UNITS UP TO 5 YEARS OLD*	1: All capital cities.	PMSILVER<5YRZ1	\$ 990 per annum <sup>1</sup>
	2: Outer suburbs.	PMSILVER<5YRZ2	\$ 1,080 per annum <sup>1</sup>
<b>GOLD</b> UNITS UP TO 5 YEARS OLD*	1: All capital cities.	PMGOLD<5YRZ1	\$ 1,690 per annum <sup>1</sup>
	2: Outer suburbs.	PMGOLD<5YRZ2	\$ 1,780 per annum <sup>1</sup>
<b>SILVER</b> UNITS 5 TO 10 YEARS OLD*	1: All capital cities.	PMSILVER510YRZ1	\$ 1,490 per annum <sup>1</sup>
	2: Outer suburbs.	PMSILVER5-10YRZ2	\$ 1,580 per annum <sup>1</sup>
<b>GOLD</b> UNITS 5 TO 10 YEARS OLD*	1: All capital cities.	PMGOLD5-10YRZ1	\$ 3,380 per annum <sup>1</sup>
	2: Outer suburbs.	PMGOLD5-10YRZ2	\$ 3,470 per annum <sup>1</sup>

### Service call out charges

Zone	Description	Order code	Price (ex. GST)
1	All capital cities	CALLOUTZONE1	\$ 180
2	Outer suburbs	CALLOUTZONE2	\$ 225

Service labour charges	Order code	Price (ex. GST)
Service labour standard rate (for adhoc work outside of a Preventative Maintenance Contract).	LABOURSTANDARD	\$ 155
Service labour 20% discounted (for adhoc work outside the two included service calls when covered by a Preventative Maintenance Contract).	LABOURPMP	\$ 124

Take a closer look.  
Scan the QR code.



## Preventative Maintenance Plans inclusions

INCLUSIONS		SILVER EXTENDED WARRANTY	GOLD EXTENDED WARRANTY	STANDARD WARRANTY (Electrodrive)	STANDARD WARRANTY (Liftmaster)
		While PMP is in place.		With or without PMP in place.	
<b>SERVICE</b>	Labour charge	✓	✓	1 year	3 years
	Call out fee	✓	✓		
	Travel charge	✓	✓		
<b>BASIC SPARE PARTS</b>	Bin hooks / catches	✓	✓	1 year	3 years
	Castor wheel	✓	✓		
	Charger socket / plug	✓	✓		
	Emergency reverse / safety button	✓	✓		
	Fuse / circuit breaker	✓	✓		
	Handgrip / hand knobs	✓	✓		
	Horn buzzer	✓	✓		
	Potentiometer	✓	✓		
	Spring	✓	✓		
	Throttle / lever	✓	✓		
	Tyre and tube (pneumatic wheel)	✓	✓		
	Wiring looms / cable	✓	✓		
	<b>MAJOR SPARE PARTS</b>	Cage / covers	✗		
Cam bar / guide rail		✗	✓		
Controller		✗	✓		
Door latch / limit switch		✗	✓		
Hand pump		✗	✓		
Hour meter / fuel gauge		✗	✓		
Hydraulic cylinder / gas struts / actuators		✗	✓		
Motor / gearbox / transaxle		✗	✓		
PCB membrane keypad		✗	✓		
Pendant control		✗	✓		
Polyurethane drive wheel / bearing set		✗	✓		
Sprocket / lock pin		✗	✓		
Tiller handle—complete assembly		✗	✓		
Winch and handle		✗	✓		
Wire ropes / steel cable / chain		✗	✓		
<b>INCLUDED IN PMP</b> Only during standard warranty period.	Gel cell batteries	✓*	✓*	1 year	1 year
	Lithium Ion batteries	✓*	✓*	3 years	3 years
	Battery leads			1 year	3 years
	Chargers				
	Foam filled pneumatics				
	Key switch and key				
	Loom—charger with socket				
	Plug—3 pin charger				
	Any other parts not stated				
	Repairs that require welding and/or fabrication must be sent back to one of our Fallshaw workshops (VIC, NSW or QLD) for an assessment and quotation prior to commencing the work.				

\* Lithium Ion batteries are covered by warranty for 3 years and included in the silver and gold PMPs only for up to 3 years from date of sale. Gel cell batteries are covered by warranty for 1 year and are included in the silver and gold PMPs only for up to 1 year from date of sale.



# Fallshaw GROUP

---

SOLUTIONS TO SAFELY **PUSH, PULL & LIFT**

---

[www.fallshawgroup.com.au](http://www.fallshawgroup.com.au)

Phone: 1300 934 471 (within Australia)

Sales: +61 3 9300 8555 (outside Australia) • Accounts: +61 3 9300 8527  
[sales@fallshaw.com.au](mailto:sales@fallshaw.com.au)

**New South Wales**  
66 Derby St  
Silverwater  
NSW 2128

**Queensland**  
Unit 4/11 Christensen Rd,  
Stapylton  
QLD 4207

**Victoria**  
2A Ayton St  
Sunshine North  
VIC 3020

