











Gzunda hitching options

Common hitches to suit Gzunda bed movers and linen movers.

| | | | | | | |
|--------------|---|---|--|---|--|---|
| |  |  |  |  |  |  |
| Hitch | Flex hitch kit with hitch bar. | Ratchet hitch kit with hitch bar. | Manual gripper hitch kit with hitch bar. | Automatic gripper hitch kit with hitch bar. | Groove hitch kit. | Clamp hitch kit. |
| Suitability | Gzunda patient movers. | Gzunda patient movers. | Gzunda bariatric patient mover. | Gzunda patient movers (suits 20-40 mm bed frame). | Gzunda linen mover and Tug linen mover. | Tug Compact linen mover. |
| Applications | Hospital beds, stretchers, treatment chairs and low-lying trolleys/gurneys. | Hospital beds, stretchers, treatment chairs and low-lying trolleys/gurneys. | Hospital beds, stretchers, treatment chairs and low-lying trolleys/gurneys. | Hospital beds, stretchers, treatment chairs and low-lying trolleys/gurneys. It has manual adjustment to suit any bed frame. | Moulded plastic laundry trolleys with a width of 700-720 mm. It has manual height adjustment to suit any handle height/handle slots. | Metal framed trolleys, caged linen trolleys, surgical instrument Rapini trolleys and tall stock trolleys. |
| Size | 780 mm length | 780 mm length | 780 mm length | 780 mm length | 650 mm (overall length of bar) Hitch range: 295-650 mm (horizontal) and 95 mm (vertical). | 520-720 mm length |
| Order code | EDHTFLEX001 | EDHTRATCH001 | EDHTMANGRIP001 | EDHTAUTOGRIP001 | EDHTGROOVE001* | EDHTCLAMP001 |



Retrofittable hitch kits to suit the common hitch bars above (to enable multiple hitch styles on your bed mover or linen mover).

| | | | | |
|----------------|---|--|---|---|
| |  |  |  |  |
| Hitch unit kit | Flex | Ratchet | Manual gripper | Automatic gripper |
| Order code | EDHTFLEX001-001 | EDHTRATCH001-001 | EDHTMANGRIPPER-001 | EDHTAUTOGRIPPER-001 |

Take a closer look.
Scan the QR code.



Hitch extensions

| | | |
|----------------|---|---|
| |  |  |
| Hitch unit kit | 60 mm hitch extension suits GZ10SL and GZS | 120 mm hitch extension suits GZ10SL and GZS |
| Order code | EDHTHITCHEXT60 | EDHTHITCHEXT120 |

* EDHTGROOVE001: The whole hitch bar can be manually raised up and down to suit different handle slots. The 95 mm vertical hitch range relates to the range of movement inside the hitch point to allow it to securely hold on to the trolley.